


# NEWSLETTER

## Next meeting August 6



Drawing for  
the  
Opportunity  
Quilt  
in August!

The August speaker is **Colleen Pelfrey**, who grew up in a quilting family. Her mother was a charter member of the Northern California guild where she grew up, and her sister also quilted. Her lecture, "Life with a Border Around it," includes quilts made by her grandmother and great grandmother. As she began designing quilts and working with fabric, she found inspiration in many places, and she weaves those stories into her presentation

### DON'T FORGET:

- Block of the Month
- Fat Quarter Frenzy
- \$ for Monthly Mini
- Opp Quilt Blocks
- \$ for 2024 Opp Quil
- Friendship Star block

# Petaluma Quilt Guild General Meeting Minutes



The general meeting was cancelled due to excessive heat.

## Petaluma Quilt Guild Board Meeting Minutes

July 11, 2024 Meeting called to order at: 4:30 PM

**Board Members present:** Victoria P, President; Julie S, Vice President Program; Sue D, Vice President Membership; Marilyn F, Treasurer and Shari K, Secretary.

Approval of the minutes from past meeting – Minutes of the March meeting were approved previously by e-mail.

**President:** Victoria P requested more information about a budget committee to develop the 2024–25 budget and a date for a budget meeting. Debby L has volunteered to serve. Marilyn F will prepare the financial information needed for the budget meeting and will contact additional members to serve on the budget committee. The meeting will tentatively be scheduled some time in August after the August General meeting.

Victoria stated that she will not be able to continue as President for the 2024–25 year as she has other commitments. We will need to recruit someone for the office of President as well as Vice President for Programs. Victoria will contact members that the board recommended to fill these positions. The board also discussed the future of the Petaluma Quilt Guild if we are unable to find members willing to serve in leadership positions. Victoria will send an e-mail blast encouraging members to volunteer for vacant positions.

**Secretary:** Shari K offered to develop a survey of the membership to determine the interests of the membership and their participation in the PQG.

**Treasurer:** Marilyn F provided a report of taxable income for the state fiscal year that ended June 30, 2024. The Opportunity Quilt generated funds at the Marin–Sonoma fair.

continued on next page



## Board Meeting Minutes continued

**Membership:** We have 60 members and about 30-35 attend each month.

**Programs:** Julie S provided information on the programs she has scheduled for the remainder of the year. There are speakers scheduled for August and September. The Veteran's Quilt sewing meeting will be rescheduled for November due to the cancellation of the July meeting due to extreme heat.

**Ways and Means:** The board discussed ideas for increasing revenue including raising dues, or decreasing expense by reducing the number of meetings.

Meeting adjourned at 6:00 PM.

Respectfully Submitted, Shari K, Secretary



**Marina's Quilt**



**Julie's Quilt**

## Congratulations !!

Our congratulations to Barbara C, Julie S and Marina at our local fairs! At the Sonoma Marin Fair, Barbara's triptych took Best of Show and the Joyce Gross award. Julie S won Best of Show in a different category. At the Marin Fair, Marina W won First Place. My apologies if I missed anyone.



**Barbara's Quilt**

## Quilts for COTS

Quilters for COTS just completed a group of 10 quilts and pillowcases for our donation to the Voices Project. The Voices Project reaches out to young people who are aging out of Foster care and have no place to go or family support. The Project provides support services, including a basket of basic needs for day-to-day living (shampoo, laundry soap, etc. ). Our quilts and pillowcases are added to each basket. The monthly report for the first half of July shows that residents of the homeless shelter received 8 quilts and pillowcases. Our ongoing needs include gender neutral/masculine quilt tops, and pillowcases. THANK YOU for creating beautiful quilt tops and pillowcases for those in need in our community. They are very grateful. Ellie



## August Birthdays

Sharon G - Aug 2

Kathy M - Aug 9

Francesca H - Aug 15

Janet C - Aug 19

Alana G - Aug 29

Cathi L - Aug 29

Marina W - Aug 31

## Treasurer News

August 31 will mark the end of our fiscal year and it is time to get all those reimbursement forms turned in!

Payment Request forms are available for downloading on the guild's website or you can ask me for a form at the general meeting. Please submit your forms as early as possible, but no later than Aug 20 to allow time for processing.


We are looking for at-large members to serve on the budget committee to propose a budget for our next fiscal year. We can accomplish this task in a few hours of time on a date that is mutually convenient to all volunteers. Our guild's success is dependent on having people willing to step up and this is a great way to help out and accomplish an important task! Please email the guild or talk to me at the Aug meeting if you can help us out.

I am also seeking someone who could shadow me this year as treasurer with the goal of learning the position over time and then be prepared step into the position for the 25-26 fiscal year. We can't have a guild without a treasurer and I can't do the job forever. Please consider this and come chat with me!

Marilyn Ferrick, Treasurer



## Military Block 12 inch Friendship Star



Blue for stars (1) 4-1/2" x 4-1/2" square

(2) 4-7/8" x 4-7/8" squares

Red for corners (2) 4-7/8" x 4-7/8" squares

White for background (4) 4-7/8" x 4-7/8" squares

### **For the 12" x 12" Friendship Star Quilt Block**

1. Draw a diagonal line, from one corner to the opposite corner, on the reverse side of all light neutral squares.
2. Use the quick pieced half-square triangle method to sew a light square to each blue print square of the same size. When complete, each of the four half-square triangle units should measure 4-1/2" x 4-1/2" for a 12" (finished size) quilt block. Set aside.
3. Make four more half square triangle units by pairing the remaining 4-7/8" x 4-7/8" light squares with the multicolored squares (for the block's corner triangles) of the same size.
4. Arrange the half square triangle units and the 4-1/2" x 4-1/2" blue print square into three rows. Units made with the blue fabric from the stars, and the multicolor print triangle units are used in block corners. Check to make sure the angles of all patches match the diagram.
5. Sew the units in each row together. Press seam allowances in the top and bottom rows towards the outer units. Press seam allowances in the center row towards the solid square. Sew rows together, carefully matching patch edges and seam intersections.
6. Press. The quilt block should measure 12-1/2" x 12-1/2".

Thank you for making this block for a military veterans quilt.

## Bowtie

# Block of the Month


The bowtie is a versatile block that is fun to lay out in multiple ways, similar to the log cabin. The grouping makes the pattern. I encourage you to make more than one block!

Background provided: 2 – 3-1/2" squares


You provide (think bright):

2 – 3-1/2" squares

2 – 1-3/4" squares



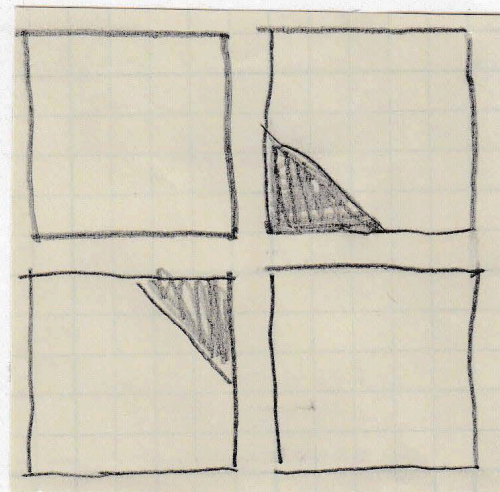
Take the 1-3/4" squares draw a corner to corner line and attach this small square to the lower corner of one of the background squares. Sew the small square to the background square along the line and trim off the excess. Put the four squares together as shown below.



sew on  
dashed  
line

press  
over

and  
voila!



## Art & Garden

We did great at the festival. Many people loved the quilt but most of all many people were interested to come to the Guild. It just shows how important we go out and do these booths.

Thank you to Amanda, Marina, Marilyn, Victoria, Shari and Sue. (We need more members to step up and help to keep the guild going. The board and community members can't do everything!!!)

More about this in a second article

Debby L – Ways n Means chair



## Craft Fairs

We are going to be at the **Elks Club Art Craft Fair November 9 & 10**. We will need more bowl cozies made hopefully, with sports and themed items seem to go well. Also potholder go really fast. And the snap bags that have the metal tape opening. There will also be a pattern sent out soon to make a really nice zipper small bag/purse. So please start being creative on items that can be sold at a fair. Do you know things that you like? Let us know and we will make them.

We also have an opportunity to be at the Rohnert Park event, which is a Friday and Saturday after Thanksgiving. I am not willing to host or run that show, but if somebody would like to take that on, let me know.

Debby

## Ways & Means

Hi, I have been Ways and Means this year and I enjoyed it a lot. I'm willing to do it again since I was told I was able to bring almost twice as much as we had predicted. Yes, with a lot of people volunteering to help once the events are going, but I'd like to have a person to help schedule events, and set up the events with me and give my hubby a break.

Let me know if you want to work with me. Debby





## *Officers*

- Victoria P – President
- Sue D – VP Membership
- Julie S – VP Programs
- Marilyn F – Treasurer
- Shari K – Secretary

## *Committee Chairs*

Block of the Month – Melissa H

Castoff Table – Laura L

Hospitality – Barbara C

Library – OPEN

Military Quilts – Jayne M

Monthly Mini – Debby L

Mother Hen – Garnet W

Newsletter – Amanda C

Opp Quilt 2024 – Laura L

Opp Quilt 2025 – Marilyn F

Quilts for COTS – Ellie O

Retreats – Debby L

Ways & Means – Debby L

Webmaster – Amanda

## *Affiliates*



**Sew Much News**  
**Petaluma Quilt Guild**  
**PO Box 5334**  
**Petaluma CA 94954**

[www.petalumaquiltguild.org](http://www.petalumaquiltguild.org)

## **Sew Much News**

### **Advertising Rates**

**1/8 page 6 mo \$30 1yr \$50**

**1/4 page 6 mo \$50 1yr \$75**

**1/2 page 6 mo \$75 1yr \$125**

**Full page \$50 each time.**

**NEWSLETTER DEADLINE IS**  
**THE 15TH OF EACH**  
**MONTH!!!!**