



NEWSLETTER

Next meeting Dec 3

We are having a holiday party!

Where? The Cottages @ 576 N McDowell Ave

When? 6 pm to 8 pm

What to bring? **Craft Supplies** (see instr on page 2), a fun quilt for show and tell and **potluck food** to share. If your name begins with A -L and a sweet dish if your name begins with M -Z. And \$ for the raffle (info on pg 7)



Holiday Craft Supply List

Thank you Jayne for helping us
out with this!

- 15 to 16 Five inch squares. Small prints recommended
If you are using one color bring 16 squares
If you are using two colors bring 8 of each color
If you are using three colors bring 5 of each and only 15
are needed. No more than three is suggested.
- **Prepare your blocks by ironing them in half diagonally
and then again diagonally to form a prairie point.**
- A strong needle that will go through several layers of
fabric
- A thimble if you use one.
- Thread to match your fabric
- Two button about an inch across (no shank buttons)
- 1/8 ribbon if you want to hang your ornament but that can
be added at home

HAPPY
HOLIDAYS



President's Message

How did it get to be the end of the year already? I hope everyone has had a fulfilling and productive year and will enjoy the celebrations the end of year brings. Speaking of which, we are changing up the format and having a cozier, more social meeting in December at 6PM. We're meeting at the clubhouse of the Cottages (576 N McDowell Blvd, Petaluma) a warm inviting room for a dinner potluck! For the potluck please bring a savory food if your name begins with A -L and a sweet dish if your name begins with M -Z. We won't have our regular format (no castoffs, no military quilts, no COTS quilts, no block of the month, no fat quarter frenzy) but we WILL share holiday quilts, make a fun no-machine needed-ornament (find the materials needed elsewhere in the newsletter), and unveil this year's opportunity quilt!

If one of your new year's resolutions is to become more involved in the community the Guild has opportunities for you! We are in need of someone to shepherd (alone or with others) the Opportunity Quilt through the bay area quilt guilds as well as various street fairs from now until the winner is called in September 2025. We also need someone to come up with the next quilt for the September 2026 raffle. There are also our outreach sewing lessons in January and February (Saturday, January 25; February 1; and February 8) for which we need teacher/monitors as well as a curriculum. Remember what Winston Churchill said, "You make a living by what you get. You make a life by what you give." Do you remember learning to sew and the freedom that gave you over your 'look' and the satisfaction of creating? Pass it on!

See you on Tuesday, December 3 at 6PM. The parking at the clubhouse is more limited than at the Vet's Hall – consider carpooling. (Don't know who to carpool with? Call me – 707 592-3768). Bring a holiday quilt to share, food to share (please bring a tag noting gluten, dairy ,etc. so those with food sensitivities can partake without fear) and the materials noted elsewhere in the newsletter to make an ornament!

Have a delightful Thanksgiving! Melissa



Petaluma Quilt Guild General Meeting Minutes

November 5, 2024

Call Meeting to Order – The meeting was called to order at 7:14 PM by Melissa
Minutes of the September 3, 2024 General Meeting – Sue D made a motion and Amanda C seconded to approve the minutes of the September 3 General Meeting as published in the October Newsletter. There were not minutes from October as the meeting was cancelled due to excessive heat.

President's News – Melissa H reported that the guild will be providing sewing lessons at the Petaluma art center after the first of the year. This community outreach project not only publicizes the work of the Guild but also can bring in new members. Melissa also encouraged members to volunteer to work at the craft fairs and donate items to be sold. The December meeting will be held at the Cottages Clubhouse in Petaluma at 576 McDowell at 6 PM and will be a pot luck dinner. The PQG Board Meeting will be held on November 18th at 4:30 PM at the eastside Starbucks, 205 N McDowell Blvd. The Board meetings are on the third Monday of the Month.

Membership – Kathy S reported 32 members present.

Opportunity Quilt– Sue D distributed raffle tickets for the 2024-25 Opportunity Quilt for each member to sell. The tickets are \$1.00 each or six tickets for \$5.00. Marilyn F reported that raffle tickets for the opportunity quilt were sold at the St. John's craft fair and displayed the bag made from extra blocks. Marilyn will bring the Opportunity Quilt to the December meeting.

Treasurer's Report – Marilyn F e-mailed the October treasurers report to members.

Ways and Means – Debby L needs volunteers to work at the November 16 Craft Fair from 2-4:30 at the Petaluma United Methodist Church including take down. Please contact Debby if you can help.

Monthly Mini – The monthly mini was a fall table runner and quilt calendar, won by Sue D.

Block of the Month – Margo C shared the instructions for the Flying Geese December Block of the month. The Bow Tie Block of the Month winner was Marina W.

Continued on next page



Petaluma Quilt Guild General Meeting Minutes

COTS– Ellie O. reported that new packets for pillowcases and quilt tops are available. Six quilts and pillow cases were donated to the homeless shelter. The COTS committee met in October and made items for the craft fair. This will be the last meeting of the year and the committee will reconvene in January 2025.

Military Quilts –Jayne M has several quilts that need binding by the December meeting. She also has quilt and pillowcase kits. Nancy and Jayne have been busy cutting up scraps to make kits and collecting star blocks made by members.

Fat Quarter Frenzy – Becky L encouraged members to bring stripes and polka dot fat quarters for the December drawing.

Program – Karen Boylan shared an amazing presentation on collaborative quilts, including examples of quilts made with 2 people collaborating, 3 or more people and series collaborations. Collaborations are a great way to get to know members of the guild and also members of other guilds.

Congratulations to the winners of the Membership Prizes!

Name Tag Winner – Michele K

Attendance Winner – Francesca H

Show and Tell – Jayne M, Marina W, Melissa H, Sharon J, Gayle S, Margo C and Shari K shared their quilts.

Meeting Adjourned at 8:43 PM

Respectfully Submitted, Shari K, PQG Secretary



Petaluma Quilt Guild Board Mtg Minutes

November 18, 2024

Meeting called to order at 4:30 PM by Melissa H, President

Board Members present: Melissa H, President; Margo C, Vice President Program; Marilyn F, Treasurer; Shari K, Secretary; Debby L, Ways and Means; Ellie O, COTS.

Approval of the minutes from past meeting – There was no board meeting in October.

President: Melissa discussed the craft fairs and challenges getting members to sign up. She suggested we could investigate using something like Sign Up Genius to recruit and track volunteers. The craft fairs have been productive and we have also received significant donations. The December meeting will be a potluck at 6:00 on December 3rd. Last names starting with A-L are asked to bring a savory dish and last names M-Z are asked to bring a sweet dish. The agenda will include eating, visiting, and making a craft. The opportunity quilt and raffle tickets will be available. The meeting will be held at The Cottages Petaluma Clubhouse located at 576 N. McDowell Blvd. There is limited parking, so members will be encouraged to car pool. There will be a prairie point ornament to make at the meeting that will involve hand sewing, so members will be encouraged to bring needle, thread, and fabric. Instructions will be included in the newsletter. Due to the change in time and location for the meeting, the board decided to call members to let them know. Shari will send a call list to the board. There will also be information in the newsletter and e-blast to members.

Treasurer: Marilyn reported that there have been generous donations made to the guild. The board decided to use donations to support the general fund as the donations were not made to specific programs. The craft fairs are on track to earn the estimated revenue to support the budget.

Programs: Margo has scheduled the programs for the rest of the year. Margo also shared examples for the block of the month program. Margo

Board Minutes cont

presented the Sewing Good Concept as a community outreach learn to sew project. Margo and Melissa H visited the Petaluma Arts Center and have scheduled dates to offer sewing classes to the community. These dates could also be used for sewing days. Margo shared a plan for the Sewing Good Concept, including how the membership can be involved.

Ways and Means: Debby indicated that we no longer need cozy bowls and that the pot holders and scrubbers are selling well. We need more holiday items, like ornaments.

Opportunity Quilt: Marilyn needs assistance to display the opportunity quilt at other guild meetings and events. We also need a committee to work on the 2025-26 Opportunity Quilt.

Retreat: Debby said that the Walker Creek retreat center is too expensive, the Community Center could be used to have a retreat that would not include overnight stay.

Board Meetings: The board meetings will be held on the 3rd Monday of the month at 4:30 PM at the East side Starbucks located at 205 N. McDowell Blvd, Petaluma.

Meeting adjourned at 5:42 PM.

Respectfully Submitted, Shari K, Secretary

Raffle at the Holiday Party

I will be selling raffle tickets at the Holiday Party for \$2/ticket. I have 2 Sewing Machine Travel Cases to give away. They are both covered in quilted gray fabric and one is a rectangle shape for a sewing machine and one is a square for a serger or a sewing machine. I will have a bag with both of them so you can choose which one you want to take a chance on. All proceeds to benefit the Petaluma Quilt Guild.

Any questions please contact me – Amanda






Cots Report

Quilters for COTS completed several items for the craft fair at our Oct. meeting. We continue to need gender neutral/masculine quilt tops that measure 48 x 78, borders not required. As of Nov. 15, we have delivered 10 quilts and pillowcases to the homeless shelter. Thank you for your beautiful creations that support this project. Happy Holidays! Ellie

Craft Fair Reports


We had booths at two more craft fairs in Nov. The first at the **United Methodist Church on Nov 16 was a success.** We also had a booth on **Nov 24 in Sebastopol at the Holy Ghost Hall.**

Thanks, Debby, Ways & Means Chairperson



Military News

Hello quilters, 2024 is coming to an end and we're proud to say our goal of 60 donated Veteran quilts has been realized, thank you. We will soon drop off the final 15 to the Nation's Finest office in Santa Rosa in time for the holidays. Now as 2025 nears we would like to continue with the goal of at least 60 quilts, that's only 5 a month. Jayne recently went on a 4 day retreat and made 4 veteran tops, plus one for the Moonlighters community quilt project and in addition a personal quilt top too. It was so quick and easy to sew up the Veteran quilt kits with all the pieces pre-cut and ready to sew. We ask that if you have not taken a quilt top kit to come over to the table and check out what we have to offer. We also will continue to have squares bagged up and ready to sew just a block for those who don't want to commit to a whole top, Veteran Block of the Month. We have the 2 1/2 inch squares for a 25 patch block and the 3 inch squares for the 16 patch blocks. We would like to give you all a heartfelt thank you for all your efforts with this ongoing project that supports our veterans here in Sonoma County who are in need and we know they greatly appreciate the time and effort that goes into each stitch. Wishing you a wonderful holiday season. With thanks, Jayne and Nancy



Board Meetings

Board meetings are the 3rd Mondays of the month at 4:30 at Starbucks, 205 North McDowell, Petaluma. In January and February the meetings will move to the second Monday due to the holidays.



Dec Birthdays

Sue D – Dec 2
JoAnne W – Dec 4
JoAn T – Dec 8
Alexine – Dec 13
Julie S – Dec 16
Denise R – Dec 30

Block of the Month

Wild Goose Chase Block

Fj Finished block = 16" x 16"

B Block consist of:

- 3 solid white squares
- 2 hourglass blocks, white background
- 4 sets of 4 flying geese, white background

C Colors

- Squares and background for geese and hourglass: White,
- Scrappy Blues and purples for geese and hourglass

T Techniques:

- 4 at a time geese; 2 at a time hourglass


Ir Instructions

- Cut White, sample uses Kona Snow:
 - Center: 1 square 8 ½";
 - Hourglass: 2 squares 5 ½";
 - White Corners: 2 squares 4 ½"
 - Flying geese background: 16 squares 2 7/8"
- Cut from each purple and blue, solid or small scale print
 - Hourglass: 2 squares 5 ½" (1 blue and 1 purple)
 - Flying Geese: 2 squares 5 ¼" (4 squares total; 2 blue and 2 purple)
- **Hourglass:** Using the 5 ½" squares, make hourglass corners, one blue, one purple. You'll have an extra of each hourglass. Trim to 4 ½ inches
- **Geese:** Make 4 sets of 4 flying geese, two blue, two purple, press seams away from geese points, towards the dark fabric, trim to 2 ½" by 4 ½", sew in sets of 4

Assembly:

- A
- Row 1: White 4 ½" square + 4 blue flying geese facing right + blue hourglass oriented per diagram
 - Row 2: Set of 4 purple flying purple geese, facing down + White 8 ½" square + Set of 4 blue flying geese, facing upward
 - Row 3: Purple hourglass, oriented per diagram + set of purple flying geese, facing left + white 4 ½" square

white 4 ½" square

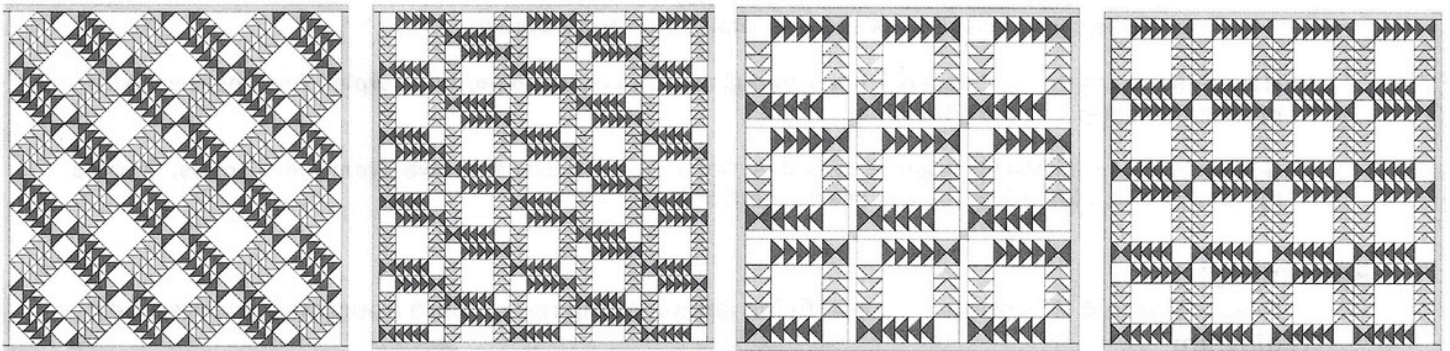


Please bring in January

Need More Help with Techniques? Here are some resources

- Tutorial for whole Wild Goose block—this tutorial pieces the geese one at a time. If you want to do that, cutting instructions include:
 - 8 Blue and 8 purple rectangles, each measuring 2 ½ x 4 ½”
 - 32 white squares 2 ½”
 - <https://fabric406.com/blogs/fabric406-blog/how-to-make-a-scrappy-wild-geese-chase-quilt-block-a-free-tutorial>
- Tutorial for Hourglass block element
 - https://www.youtube.com/watch?v=ulyHqggI_eU
 - <https://www.diaryofaquilter.com/hour-glass-block-tutorial/>
- Tutorial for 4 at-a-time flying geese element
 - <https://www.modernlymorgan.com/four-at-a-time-flying-geese-tutorial/>

Layout Options



Affiliates



Officers

- Melissa H – President
- Kathy S – VP Membership
- Margo C – VP Programs
- Marilyn F – Treasurer
- Shari K – Secretary

Committee Chairs

Block of the Month – Margo C
Castoff Table – Laura L
Hospitality – Open
Military Quilts – Jayne M
Monthly Mini – Shari G
Mother Hen – Open
Newsletter – Amanda C
Opp Quilt 2025 – Marilyn F
Quilts for COTS – Ellie O
Retreats – Debby L
Ways & Means – Debby L
Webmaster – Amanda

Sew Much News
Petaluma Quilt Guild
PO Box 5334
Petaluma CA 94954

www.petalumaquiltguild.org

Sew Much News **Advertising Rates**

1/8 page 6 mo \$30 1yr \$50
1/4 page 6 mo \$50 1yr \$75
1/2 page 6 mo \$75 1yr \$125
Full page \$50 each time.

NEWSLETTER DEADLINE IS
THE 15TH OF EACH
MONTH!!!!