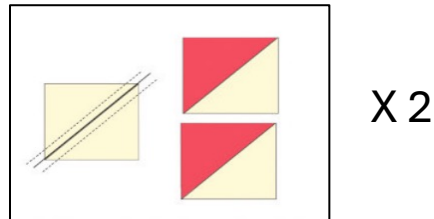


# Block of the Month: January


- This month's block is a disappearing half-square triangle, 9" finished size
- Color & Fabric scheme:
  - Deep red or burgundy
  - Light grey or blue
  - Small scale prints
- Fabric Requirements:
  - Cut 2 light color - 5-7/8 inch square
  - Cut 2 dark color - 5-7/8 inch square
- Resources:
  - Pattern PDF to print: <https://tulipsquare.com/wp-content/uploads/2023/06/209block.pdf>
  - Pattern Video: <https://tulipsquare.com/disappearing-hst-star-nine-square-quilt-block/>
  - Half Square Triangles, 2 at a time tutorial: [https://nomadicquilter.com/blogs/blog/2-at-a-time-half-square-triangles?srsltid=AfmBOop2770MVVrJ3YkWGWWkpnukgxiFR5VnhM6kB6B5f4\\_ft6UQzRWA](https://nomadicquilter.com/blogs/blog/2-at-a-time-half-square-triangles?srsltid=AfmBOop2770MVVrJ3YkWGWWkpnukgxiFR5VnhM6kB6B5f4_ft6UQzRWA)
  - Use "HST 2 at a time" as a search term to find other tutorials

- **General Instructions**

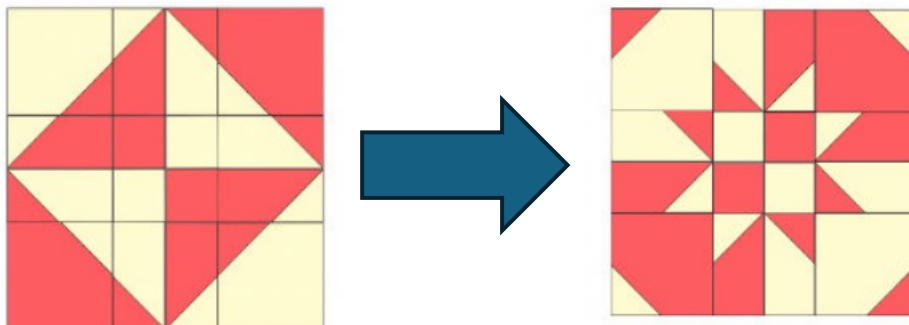
- Create 4 HSTs, trim to 5 1/2"



- Sew them together to get a 10 1/2" square:



- Cut the square into 9 smaller squares of 3 1/2" by cutting 3 1/2" from each edge and then re-arrange the 3 1/2" squares:



# Possible Layouts for the block

