



# NEWSLETTER

## *Next meeting Feb 4*

**6 pm  
Start  
Time!!**

Join us on February 4th to see a wide variety of quilts— a Bakers Dozen of Blue & White bedquilts— made for SFQG's 2025 Opportunity Quilt fundraiser "Twelve Chances to Win." You can preview the visual story on Instagram— #singingthebluesquilts or @fox.quilts\_salvaged.stitched ... or on Facebook— sue fox quilts

Project lead, Sue Fox, will share Why & How she developed this updated approach to an old-fashioned fundraising idea. She'll talk us through some helpful Tips & Tricks for construction techniques... Along with some useful Strategies for design options that have worked well in these community quilting projects.

SFQG Opportunity Quilt Tickets will be available for sale at the meeting, so please bring cash, check, or Venmo. Winning tickets will be drawn Saturday afternoon, at SFGQ's quilt show held on Friday & Saturday, March 28 + 29, at St Mary's Event Center, 1111 Gough St, SF.

### **Don't Forget..**

- Money for Monthly Mini
- Show & Tell
- Little flower fat quarters for Fat Quarter Frenzy



# President's Message

Hello Quilters,

We've reached February already! Have you noticed that the days are getting a little longer – sunset is no longer before 5pm! I take hope from the light. I take hope from quilters making quilts for the Angelenos who have lost everything. If you are aware of a group organized to make and send quilts to LA, please bring that info to the meeting to share. These folks need money and a hug and what better hug than a quilt?

It feels so good to sew when it is cold and blustery outside especially if we're making a bed or lap quilt. Quilts are the antidote to the cold! Let us as guild members be the warm embers of community by getting involved in the guild. It is lovely to have a club where we can gather and be together but there is some work involved. Right now, we need folks to take our opportunity quilt around to other guilds. That seems onerous but what if you take the opportunity quilt to just one other meeting. Do you have a friend in another local Bay Area community you would like to see? Perhaps there is a local guild there where you could show our Opportunity Quilt for one evening and get in a visit with someone you would like to connect with. Talk to Marilyn about taking the quilt out for a visit to another guild.

Yours in quilting, Melissa Hathaway

Valentine's  
Day

A decorative graphic consisting of four pink symbols arranged horizontally: an 'X', a heart, another 'X', and a second heart. The symbols are rendered in a thick, hand-drawn style.

# Petaluma Quilt Guild General Meeting Minutes

January 7, 2024

**Call Meeting to Order** –The meeting was called to order at 6:16 PM by Margo C. Minutes of the November General Meeting – There was a motion and second to approve the minutes of November General Meeting. The motion was approved by acclamation. The notes for the December General Meeting were printed in the Newsletter, but were not official minutes as no business was conducted.

**President's News** – Margo reported on the sewing classes. Friday, January 24 is scheduled for set up from 12–4 PM. All members are invited to come and help set up to see how this space at the Petaluma Arts Center located at 230 Lakeville St. will work for a sewing class and also to use the time to sew. The first sewing class is Saturday, January 25 and is open to adults 18 and older. We hope to enroll 5–10 students. Margo provided a sign-up sheet for members to sign up to help with the class. Additional class dates are on Saturdays, February 1 and 8 at the Petaluma Arts Center from 12–4 PM.

Gigi, continuing Jo's tradition, shared a sewing poem. Thanks Gigi!

**Membership** – Shari K, secretary reported 30 members and one guest present.

**Treasurer's Report** – Marilyn F thanked Amanda C for performing the complete audit of the PQG books. She has done this for several years. Her work is excellent and much appreciated. Marilyn emailed a copy of the treasurer's report to members at the end of December.

**Monthly Mini** – The monthly mini was a rag rug. Barbara C won the rag rug.

**Block of the Month** – Margo C shared the instructions for the Disappearing Pinwheel block. There will be a drawing in February for these blocks and the flying geese blocks.

**COTS**– Ellie O. reported 15 quilts and pillowcases were donated to the COTS shelter last month. In 2024, 163 quilts and pillowcases were donated to the COTS shelter, 10 to the Voices Project and 5 baby quilts were donated to the Studios at Montero. Ellie has kits available to make quilts.

**Military Quilts** –Jayne M has several quilts that need binding, quilt kits and a Block of the Month 9.5-inch square. She also has a few kits for 25-patch squares. Seventeen quilts were donated for veterans last month, with 62 donated for 2024.

continued on next page

## Petaluma Quilt Guild General Meeting Minutes Continued

**Fat Quarter Frenzy** – Jean R won the polka dots and stripes fat quarters. Fat quarters for February will be small flower prints.

**Program** – Martha Wolfe shared her art quilts and the stories and techniques behind these quilts. Her quilts include themes for suffrage and social justice.

### **Congratulations to the winners of the Membership Prizes!**

**Name Tag Winner – Gayle S**

**Attendance Winner – Marja T**

**Thanks to Marina W for donating the prizes!**

**Tote Raffle – Shari K and Jayne H won the sewing totes. Thanks to Amanda C for this raffle.**

**Show and Tell – Margo C and Shari K shared their quilts.**

**Meeting Adjourned at 8:00 PM**

**Respectfully Submitted, Shari K., PQG Secretary**

## **PQG Board Minutes Jan 13, 2025**

Meeting called to order at 4:30 PM by Melissa H, President

**Board Members present:** Melissa H, President; Kathy S, Vice President Membership; Marilyn F, Treasurer; Shari K, Secretary

**Approval of the minutes from past meeting** – The Board minutes for December were approved by e-mail.

**President:** Melissa H discussed items for the February meeting including potential for craft fair items, fabric sale, sale or raffle of donated quilts. Ideas for a spring event included a sew day, perhaps to make items for craft sales. Guild members will be sent an electronic sign-up sheet to sign up for the Sewing Good Event January 24, 25; February 1, 8. The response to the earlier meeting time was mixed. Attendance at the January meeting was about the same number as before the time change.

**Membership:** Kathy S will contact members who have not paid dues this year so we can encourage those who have not paid dues and generate a final membership list.


**Treasurer:** Marilyn F reported a donation from the Methodist Church for COTS. She has completed required annual forms and reported that the fee for Money Minder has increased. The board voted to pay \$149 for 6 more months on Money Minder.

**Secretary:** Shari K will send out a list of things to increase member participation to the board and committee chairs.

**Board Meetings:** The next board meeting will be held on February 24 at 4:30 PM at the East side Starbucks located at 205 N. McDowell Blvd, Petaluma.

Meeting adjourned at 5:45 PM.


Respectfully Submitted, Shari K, Secretary



## Military Quilt News

Hello Quilters, Thank you to all the worker Bees. The BOM (block of the month) seems to be a hit. We appreciate you all taking blocks and bringing them back promptly. We will have a new block each month bagged up and ready for you all to take home and sew. I will also have new top kits ready for those of you who would like to do just a little more. The kits are all pre-cut and ready to sew. Come by the Veteran Quilts table and check out what there is. So far 6 quilts have been completed this year and only 54 to go, we can do it!

Thank you. Jayne and Nancy



## Quilts for COTS

Thank you for the colorful and creative quilt tops that were given at the last meeting. We will "sandwich" and quilt them at our next meeting. Thank you, too, for the pillowcases. As of Jan. 15, 5 quilts and pillowcases were delivered to the COTS shelter. We need gender neutral/ masculine quilt tops that measure 48 x 78, borders are not required. Thank you for caring for the unhoused in our community. Ellie

## Monthly Mini

Happy New Year fellow quilters! Love is in the air! Sally Atterbury has made a beautiful red and white Valentine quilt for February's Monthly Mini drawing. Thank you Sally. Thank you Metha for providing last month's contribution.

We have three months on our calendar that are in need of donors. Please come by our MM table and add your name to the list.

Many thanks for helping us to "pay the rent."

Sherri Graham

HAPPY  
Valentines  
DAY

### Affiliates



### Feb. Birthdays

Victoria P- Feb 1

Bobbie L - Feb 5

Cheryl B - Feb 6

Nora - Feb 17

Marilyn - Feb 25

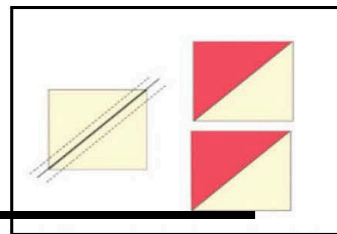
# Block of the Month

## Block of the Month: January

- This month's block is a disappearing half-square triangle, 9" finished size
- Color & Fabric scheme:
  - Deep red or burgundy
  - Light grey or blue
  - Small scale prints
- Fabric Requirements:
  - Cut 2 light color - 5-7/8 inch square
  - Cut 2 dark color - 5-7/8 inch square
- Resources:
  - Pattern PDF to print: <https://tulipsquare.com/wp-content/uploads/2023/06/209block.pdf>
  - Pattern Video: <https://tulipsquare.com/disappearing-hst-star-nine-square-quilt-block/>
  - Half Square Triangles, 2 at a time tutorial: [https://nomadicquilter.com/blogs/blog/2-at-a-time-half-square-triangles?srsltid=AfmBOop2770MVVrJ3YkWGWWkpnukgxiFR5VnhM6kB6B5f4\\_ft6UOzRWA](https://nomadicquilter.com/blogs/blog/2-at-a-time-half-square-triangles?srsltid=AfmBOop2770MVVrJ3YkWGWWkpnukgxiFR5VnhM6kB6B5f4_ft6UOzRWA)
  - Use "HST 2 at a time" as a search term to find other tutorials


- **General Instructions**

- Create 4 HSTs, trim to 5 1/2"

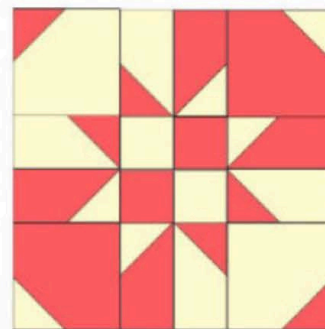




X 2

- Sew them together to get a 10 1/2" square:



- Cut the square into 9 smaller square of 3 1/2" by cutting 3 1/2" from each edge and then re-arrange the 3 1/2" squares:



## Sewing Good Is Starting!

So far, we have about five wonderful people who have volunteered their time. In addition to a sewing class, this is also an outreach for new members and a guild event to socialize.

We'd love to have more members join us. Below are the time slots and tasks we need help with:

### Friday, January 24 (12:30 PM – 4:30 PM)

- Need 3+ people to help with:
  - Classroom setup (tables, machines, teaching materials)
  - Cutting fabric for quilt blocks
  - Making samples

### Saturday, January 25 (12:30 PM – 4:30 PM)

- Need 3+ people to help with:
  - Assisting with teaching
  - Classroom breakdown

### Saturday, February 1 & Saturday, February 8 (12:30 PM – 4:30 PM)

- Need 3+ people to help with:
  - Classroom setup
  - Assisting with teaching
  - Classroom breakdown



## New Committee Leader Needed

Debby L has made the difficult decision to step down from Ways and Means Committee at this time. Deb, thank you so much for all you do for the Guild!! We need someone else to head up this committee. Let Melissa know if you are interested.



## *Officers*

- Melissa H – President
- Kathy S – VP Membership
- Margo C – VP Programs
- Marilyn F – Treasurer
- Shari K – Secretary

## *Committee Chairs*

Block of the Month – Margo C  
Castoff Table – Laura L  
Hospitality – Open  
Military Quilts – Jayne M  
Monthly Mini – Shari G  
Mother Hen – Open  
Newsletter – Amanda C  
Opp Quilt 2025 – Marilyn F  
Quilts for COTS – Ellie O  
Retreats – Debby L  
Ways & Means – Debby L  
Webmaster – Amanda

**Sew Much News**  
**Petaluma Quilt Guild**  
**PO Box 5334**  
**Petaluma CA 94954**

[www.petalumaquiltguild.org](http://www.petalumaquiltguild.org)

## **Sew Much News** **Advertising Rates**

**1/8 page 6 mo \$30 1yr \$50**  
**1/4 page 6 mo \$50 1yr \$75**  
**1/2 page 6 mo \$75 1yr \$125**  
**Full page \$50 each time.**

**NEWSLETTER DEADLINE IS**  
**THE 15TH OF EACH**  
**MONTH!!!!**